




Применение искусственного интеллекта в обучении английскому языку

Гребенкина Евгения Евгеньевна,
учитель английского языка МБОУ Гимназия №42,
г. Барнаул



Искусственный интеллект – способность машины или компьютерной системы выполнять задачи, для которых обычно требуется человеческий интеллект. Это включает в себя программирование систем для анализа данных, обучения на основе опыта и принятия разумных решений – под руководством человека.



Что такое GPT?

Generative Pre-trained Transformer «генеративный предварительно обученный трансформер») — чат-бот с генеративным искусственным интеллектом, способный работать в диалоговом режиме, поддерживающий запросы на естественных языках.

YandexGPT умеет делать с текстом почти всё, что делают люди: отвечать на вопросы, сочинять, исправлять и улучшать, сокращать и выделять главное.

<https://ya.ru/ai/gpt-3>



cloud-grev19 DE default Foundation Models / Чат с YandexGPT

[Документация](#)

Сервис предназначен для решения бизнес-задач с помощью генеративной модели. Все запросы логируются: не используйте персональные и конфиденциальные данные. Не публикуйте ответы модели с упоминанием Яндекса. Не используйте сервис для нарушения закона, введения в заблуждение. Помните, модель может предоставить некорректную информацию. Её ответы не являются позицией Яндекса. Ознакомьтесь с [правилами использования](#).

Чат с YandexGPT

Введите сообщение

Примеры запросов

Придумай 5 названий для нового смартфона от производителя Tolk. Объясни свои идеи. Напиши ответ в JSON с полями name и description >

Отнеси отзыв на товар к одной из категорий: positive, neutral, negative. «Здорово! Уровень сервиса на высоте.» Отвечай только одним словом >

Напиши шаблон резюме >

Придумай заголовок для статьи о будущем ИИ >

Суммаризируй текст, который я напишу в следующем сообщении. Задача понятна? >

Работа с текстом YandexGPT 3.

Планирование урока

write a lesson plan for B1 level on topic "Food and Drinks"

Lesson plan: B1 level, topic «Food and Drinks»

Aim: To develop students' vocabulary and speaking skills on the topic of food and drinks.

Objectives: By the end of the lesson, students will be able to:

- Name different types of food and drink;
- Describe their preferences for different foods and drinks;
- Understand and respond to questions about food and drink choices.

Materials:

- A list of vocabulary related to food and drink (e.g., «sandwich», «coffee», «juice»);
- Images or videos showing different types of food and drink;
- Questions for discussion;
- Role-play cards with food and drink scenarios.

Procedure:

1. Warm-up (5 minutes):

- Ask students to name their favorite food and drink.

- Write their answers on the board and ask them to guess which food or drink is the most popular.

1. Vocabulary (10 minutes):

- Present the vocabulary list and explain the meaning of each word.
- Have students match the words with their definitions.

1. Discussion (15 minutes):

- Show images or videos of different types of food and drink.
- Ask questions such as: «What do you usually have for breakfast?», «What is your favorite dessert?», «Do you like coffee or tea?».

1. Role-play (15 minutes):

- Divide students into pairs and give them role-play cards.
- The cards describe a food or drink scenario (e. g., planning a picnic).
- Students take turns playing the roles of host and guest.

1. Feedback (5 minutes):

- Allow students to share their experiences from the role-play.
- Encourage them to use new vocabulary and expressions.

Работа с текстом YandexGPT 3

write a funny story about a cat, length 100 words, use the words: water, winner, helicopter, proud

Once upon a time, there was a cat named Whiskers. Whiskers was an adventurous cat who always found himself in funny situations. One day, Whiskers decided to take a nap on top of the refrigerator. As he lay there, he began to dream about being a superhero cat.

In his dream, Whiskers had superpowers that allowed him to fly and shoot water from his paws. He used his powers to fight crime and save the city. Suddenly, a giant helicopter appeared in the sky. The helicopter was piloted by a villain who wanted to destroy the city with a laser beam. Whiskers knew he had to stop the villain before it was too late.

Whiskers flew towards the helicopter and shot a stream of water at the laser beam. The water hit the laser and caused it to explode. Whiskers woke up from his dream feeling like a winner. He realized that he was just a normal cat, but he still felt proud of his imaginary accomplishments.

 Скопировать ответ

Работа с текстом YandexGPT 3.

make 5 true or false sentences to this text: Once upon a time, there was a cat named Whiskers. Whiskers was an adventurous cat who always found himself in funny situations. One day, Whiskers decided to take a nap on top of the refrigerator. As he lay there, he began to dream about being a superhero cat. In his dream, Whiskers had superpowers that allowed him to fly and shoot water from his paws. He used his power to fight crime and save the city. Suddenly, a giant helicopter appeared in the sky. The helicopter was piloted by a villain who wanted to destroy the city with a laser beam. Whiskers knew he had to stop the villain before it was too late. Whiskers flew towards the helicopter and shot a stream of water at the laser beam. The water hit the laser and caused it to explode. Whiskers woke up from his dream feeling like a winner. He realized that he was just a normal cat, but he still felt proud of his imaginary accomplishments.

1. Whiskers was a calm and quiet cat who never got into trouble. (False)
2. Whiskers dreamed about being a superhero cat. (True)
3. The helicopter in Whisker's dream was piloted by a hero. (False)
4. Whiskers woke up feeling disappointed because his dream had ended. (False)
5. Whiskers felt proud of his imaginary accomplishments. (True)

Скопировать ответ

make 5 comprehension questions to this text: Once upon a time, there was a cat named Whiskers. Whiskers was an adventurous cat who always found himself in funny situations. One day, Whiskers decided to take a nap on top of the refrigerator. As he lay there, he began to dream about being a superhero cat. In his dream, Whiskers had superpowers that allowed him to fly and shoot water from his paws. He used his powers to fight crime and save the city. Suddenly, a giant helicopter appeared in the sky. The helicopter was piloted by a villain who wanted to destroy the city with a laser beam. Whiskers knew he had to stop the villain before it was too late. Whiskers flew towards the helicopter and shot a stream of water at the laser beam. The water hit the laser and caused it to explode. Whiskers woke up from his dream feeling like a winner. He realized that he was just a normal cat, but he still felt proud of his imaginary accomplishments.

1. What kind of cat was Whiskers?
2. Where did Whiskers take a nap?
3. Who appeared in the sky and wanted to destroy the city?
4. How did Whiskers stop the villain?
5. Did Whiskers feel proud after waking up from his dream?

Скопировать ответ

Работа с текстом YandexGPT 3.

define the word "trouble"

Trouble is a word that can have different meanings depending on the context in which it is used. In general, trouble refers to a difficult or problematic situation, something that causes distress, worry, or inconvenience. It can also refer to legal or ethical issues, conflicts, or challenges that require resolution.

In some cases, trouble may be used to describe a sense of excitement or adventure, especially when someone is getting into mischief or engaging in risky behavior. However, this usage is more colloquial and not as common as its negative connotations.

build collocations with the word "trouble"

1. to be in trouble;
2. to get into trouble;
3. to cause trouble;
4. to make trouble for somebody;
5. to ask for trouble;
6. to look for trouble;
7. to stay out of trouble;
8. to have trouble doing something;
9. to run into trouble;
10. to lead to trouble.

Задание:

1. Объединитесь в малые группы.
2. Подумайте, какие еще варианты использования YandexGPT возможны при подготовке к уроку иностранного языка.
3. Представьте свои варианты.

How can YandexGPT be helpful for teachers of English?

YandexGPT can be helpful for teachers of English in several ways:

1. **Preparing materials:** Teachers can use YandexGPT to generate ideas for lesson plans, activities, and homework assignments. This can save time and effort in planning lessons.
2. **Providing explanations:** Teachers can ask YandexGPT questions about grammar rules, vocabulary, or cultural aspects of the English language. The AI assistant can provide clear and concise explanations.
3. **Assisting with feedback:** Teachers can get help from YandexGPT when providing feedback on student work. The AI can suggest improvements and offer constructive criticism.
4. **Creating quizzes and tests:** Teachers can generate quizzes, tests, and exercises using YandexGPT. The AI can tailor the content to the level of the students.
5. **Explaining difficult concepts:** If a teacher is struggling to explain a complex concept, they can turn to YandexGPT for assistance. The AI can break down the concept into simpler terms.
6. **Enhancing communication skills:** Teachers can practice their own communication skills by engaging in conversations with YandexGPT. They can also use the AI to create role-playing scenarios for their students.

Есть ли недостатки у YandexGPT 3?

- 1) **Всё нужно проверять.** Нейросеть лишь подражает текстам в интернете. Её ответы могут оказаться выдумкой — хоть и вполне правдоподобной.
- 2) **На некоторые вопросы ответа не будет.** Такое бывает, если сгенерированный текст может оказаться обидным, неэтичным или неприемлемым по каким-то другим причинам.
- 3) **Нейросеть может быть не в курсе последних новостей.**

A.I. Powered Tools For English Teachers

- 👉 Create questions for any YouTube video in just a few seconds
- 👉 Generate dialogues, stories, letters or articles on any topic and for any level
- 👉 Quickly create multiple choice questions, open questions, and True/False statements
- 👉 Find interesting discussion questions, facts, and quotes by famous people related to the topic
- 👉 Brainstorm vocabulary related to the topic and create fill-in-the-gap and open-the-brackets exercises

And much more!

Try it for free

app.twee.com. — ЭТО онлайн-платформа, разработанная специально для учителей английского языка, обеспечивая им все необходимые инструменты и ресурсы для эффективного преподавания.

Работа с разными аспектами языка и видами речевой деятельности. Reading

Read and understand a text

Create, analyse and discuss an unlimited range of unique reading materials

Yellow Submarine

This is a story about a man who lived in a small town by the sea. He was a sailor and he told stories of his adventures in the land of submarines.

His stories inspired the people of the town to set sail and explore the unknown.

Reading

Create a text on a certain topic

Creates a text on a certain topic. Can be used during a lesson or as a homework task after a reading, listening or vocabulary lesson.

1) What was the colour of the submarine?

The colour of the submarine was yellow

2) When was the love an easy game to play?

Reading

Create open questions to the text

Creates a list of open questions. Ask your students these questions to make sure they understand the text.

When did the troubles seem far away?

a) today c) last month
b) yesterday d) on Friday

Reading

Create ABCD questions for a text with only one correct answer

Creates a list of ABCD questions for a text with only one correct answer.

They all live in a purple submarine

false

In times of trouble, Mother Mary comes to him


true

Reading

Create True/False statements based on your text

Creates a true/false reading exercise for the student to check if they understand the content of the text.

Работа с разными аспектами языка и видами речевой деятельности. Reading



Reading, Speaking

Create a dialogue on any topic

Creates a dialogue based on any text or topic. Give this dialogue to your students to read aloud or discuss!



Speaking

Lead-in activities for a text

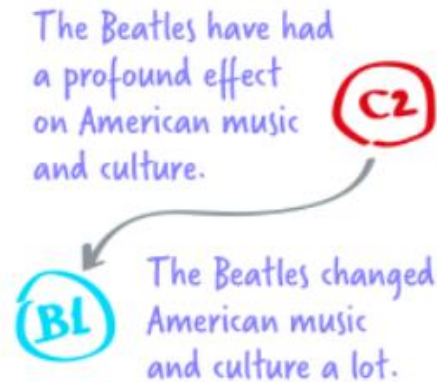
Creates 3 ideas that can be used as lead-in activities before reading a certain text in class. Replace simple discussion questions with these to make your lesson more engaging!



Reading

Reading bits and pieces

Creates all kinds of small texts for your lesson.



Reading

Simplify or Upgrade Your Text

Simplifies or upgrades the uploaded text according to your request. Great to use when you need to adapt an existing text for a certain level.

Работа с разными аспектами языка и видами речевой деятельности. Vocabulary

Learn and practice new words

Work on your students' vocabulary range and control

We sailed on to the sun
 — we found a sea
 of green. We lived
 — the waves
 in our yellow —

Grammar, Vocabulary

Fill in the gap

Replaces all the chosen words in the text with gaps. Gives a list of these words separately.

Sailor

A ship that can travel underwater

Submarine

A person who works on a ship, typically as part of a crew

Vocabulary

Create a matching exercise word-definition

Automatically creates a matching exercise for a list of words. Ask your student to match the word to its meaning! Tip: for words with multiple meanings, provide a synonym in brackets to get the definition you need.

yellow, love, my

1. We all live in a yellow submarine.
2. All you need is love.
3. Michelle my belle.

Vocabulary

Create a list of sentences with your vocabulary

Creates a list of sentences with target vocabulary. It's a great idea to use them later in the "Fill in the Gap" tool! Tip: you can type in verb forms or tense form markers to make a grammar task.

Dazzling harmonies
 Unmatched fame
 Revolutionary band
 Rock legend
Beatlemania
 Rock & Roll
 Fabulous four
 Catchy melodies
 Musical genius

Vocabulary

Essential vocabulary on the topic

Suggests a list of essential vocabulary items for the chosen topic. Use this list in the other Tweek tools to create a variety of exercises for your lesson.

Работа с разными аспектами языка и видами речевой деятельности. Vocabulary

I'm really upset about what happened.

Just let it be!

What's the most important thing in life?

All you need is love.

Vocabulary

Create communicative situations with your vocabulary

Creates short two-line dialogues with the target vocabulary. You can give them to your students to show how to use new words and phrases in everyday speech.

The Beatles' approach to art left an **impact** on the music industry.

to leave an impact

Vocabulary

Extract collocations from a text

Extracts collocations from a given text based for the target vocabulary provided. Perfect for teaching your students vocabulary chunks.

tour

rehearsal

song

voice

voix

chanson

répétition

tournée

Vocabulary

Word-Translation matching

This tool translates a list of words or phrases into different world languages and creates a matching exercise. Use it for vocabulary presentation and revision in bilingual classrooms.

by ear

I can play any song just by listening to it.

I can play any song by ear.

Vocabulary

Rephrase Using the Word Given

Creates an exercise in which a student is expected to rewrite sentences using one of the phrases given. This exercise is great for practicing vocabulary usage and grammar structures in context.

Работа с разными аспектами языка и видами речевой деятельности. Grammar &

🤪 Drill some grammar

Dreary but useful: make your students practise grammar structures

was / play / such
yesterday / an / love
easy / to / game

Grammar

Scramble the words in sentences

Mixes up all the words in a sentence. Ask your student to put the words in the right order. You can give this task to practice word order in questions or grammar structures.

sing : off-key
sizeable : following
sheet : music
musically : gifted

Grammar, Vocabulary

Create an exercise with matching halves

Creates an exercise for your students in which they need to correctly match the halves of collocations, sentences, and so on. It's an excellent way to practise or revise grammar and vocabulary chunks.

📖 Ideas for homework

Some independent practice to let it all sink in

Essay topics:

- 1) The importance of colour selection for a vessel
- 2) Living in a submarine beneath the waves

Writing

Create a list of essay topics on a given subject

Create a list of topics on a given subject. An excellent way to make a writing task for your students. Can be given as homework.

Perform Rock & Roll Stage
Social Media Post
Release Rock legend Musical genius
Extraordinary

Writing

Creative writing with target vocabulary

Gives a set of creative writing tasks to encourage your students to use the new vocabulary. These include social media posts, comments, emails, reviews and so on.

Работа с разными аспектами языка и видами речевой деятельности. Speaking

Make your students speak

Break all language barriers with awesome speaking prompts



Speaking

Find discussion questions

Creates discussion questions on a given topic. You can use them as a warm-up or at any other stage of your lesson.


Facts

1. Four people were living in a yellow submarine
2. The submarine was actually greenish yellow

Speaking

Find interesting facts on a given topic

Finds 10 facts on a given topic. You can use these facts as an icebreaker, true/false quiz, or as topics for discussion.

Everyone has sky of blue and sea of green 

 The colour of the submarine is too bright

Speaking

Create a list of advantages and disadvantages on the given topic

Creates a list of advantages and disadvantages on the given topic. You can use this list for discussions or debates.

“ I don't work at being ordinary. - Paul McCartney

“ Turn off your mind relax, and float downstream. - John Lennon

Speaking, Writing

Find quotes by famous people on the topic

Creates a list of quotes by famous people. Perfect for warm-ups, discussions, and essay topics



Speaking, Writing

Four opinions

Creates four opinions by random people on the topic. Use it to encourage students to consider different points of view and evaluate arguments.

The Beatles / rock / formed 

The Beatles were a British rock band formed in Liverpool in 1960.

songs / Jude / Yesterday

Some of their most famous songs include "Hey Jude," "Let It Be," and "Yesterday."

Speaking, Writing

Link words into sentences

Creates an exercise in which a student is expected to come up with unique sentences by logically connecting the words given in each prompt. Can be used as a writing or a speaking exercise.

Работа с разными аспектами языка и видами речевой деятельности. Listening

Watch and Listen

Develop your students' listening skills while exploring the world of video and audio content



The Beatles burst onto the world stage in 1963 and transformed popular music overnight. A commercial phenomenon like no other, they paved the way for

Listening Pro

Convert Audio & Video to Text

Creates a transcript of the chosen audio or video that you can use in class. Simply upload your file in .mp4, .mp3 and other formats or paste a Youtube link and get your transcript.



1) What was the working title of 'Yesterday'?
'Scrambled Eggs'

Listening

Audio & Video Question Creator

Upload your audio or video and create a list of open questions, multiple choice questions, or true/false statements.



Summaries
1. _____
2. _____
3. _____

Listening

Choose the Right Summary

Creates three summaries for your audio or video, two of them are wrong and only one is correct. You can give this task to check listening comprehension.



Speaking

Warm-Up Discussion Questions before Listening

Creates discussion questions that you can use as a warm-up before a listening task. They invite your student to express their opinion on the topic covered in the video or audio and talk about their experience.



Summary
Patients who listened to the Beatles' music had better memory recall than those who listened to _____ or no music at all.

Listening

Audio & Video Summary GapFill

Creates a listening exercise, in which a student is expected to fill in the gaps in a video or audio summary. This is a great task for students to practice their listening comprehension and contextual understanding.

Text to speech generating

The screenshot shows a web application for text-to-speech conversion. At the top left, there is a pause button and the text "Speech Synthesis". Below this are two tabs: "GENERATE" and "HISTORY". On the right side, there are two buttons: "SIMPLE" (highlighted) and "ADVANCED". The main content area is titled "TEXT TO SPEECH" and "SPEECH TO SPEECH". It contains a text input field with the following text: "Once upon a time, there was a cat named Whiskers. Whiskers was an adventurous cat who always found himself in funny situations. One day, Whiskers decided to take a nap on top of the refrigerator. As he lay there, he began to dream about being a superhero cat." Below this is a second paragraph: "In his dream, Whiskers had superpowers that allowed him to fly and shoot water from his paws. He used his powers to fight crime and save the city. Suddenly, a giant helicopter appeared in the sky. The helicopter was piloted by a villain who wanted to destroy the city with a laser beam. Whiskers knew he had to stop the villain before it was too late." A third paragraph is partially visible: "Whiskers flew towards the helicopter and shot a stream of water at the laser beam. The water hit the laser and caused it to explode. Whiskers woke up from". At the bottom of the text area, there is a dropdown menu showing "Adam (Legacy)", a "Settings" button, a character count "902 / 5000", and a "Generate speech" button. On the left side of the interface, there is a vertical sidebar with various icons for editing and playback.

Задание:

1. Объединитесь в малые группы.
2. Попробуйте создать задание в нейросети TWEE.
3. Оцените возможные недостатки данного сервиса.

Kandinsky 3.1

fusionbrain.ai



Leonardo.AI

app.leonardo.ai

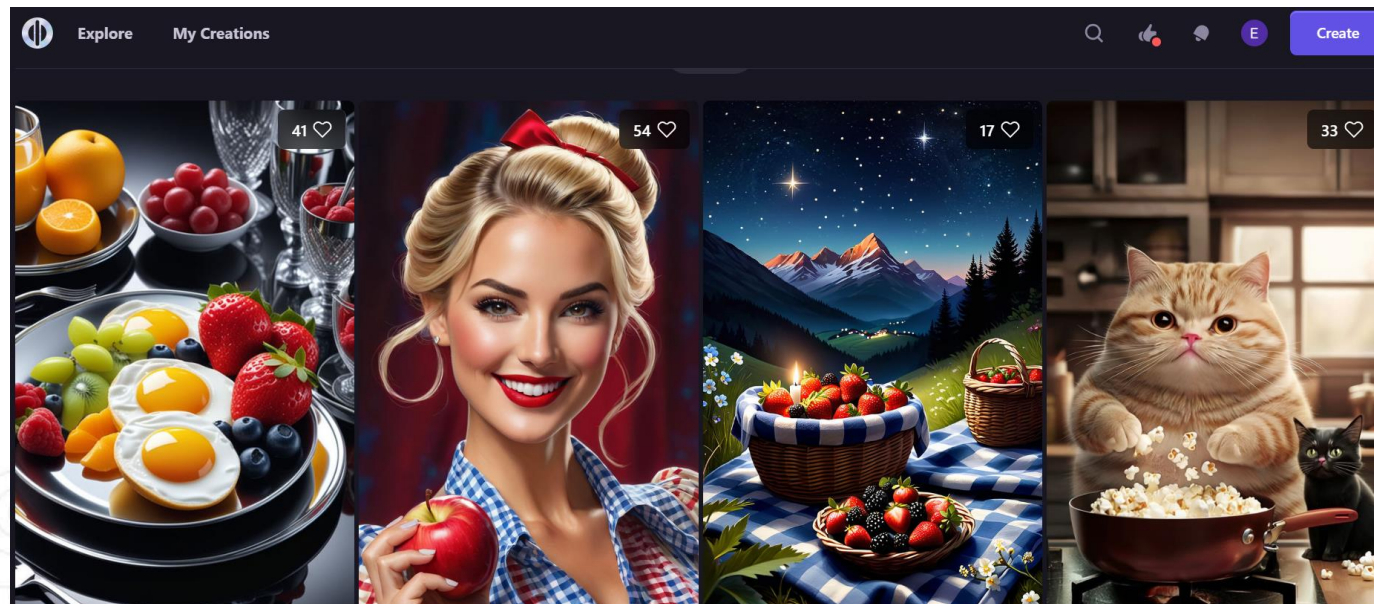


Шедевр

shedevrum.ai

Playground.AI

playground.com



Шедевр



Leonardo



Kandinsky 3.1



Playground



Шедевр




Leonardo



Kandinsky 3.1



Playground



Шедевр



Leonardo



Kandinsky 3.1



Playground



Работа с изображением. Creative thinking, describing pictures

imagine cherry garden as an artwork by Dalí



imagine a room in style of pop art with the following furniture: table, 4 chairs, shelf, photo frames on the wall, TV, couch



Задание:

1. Объединитесь в малые группы.
2. Придумайте способы использования нейросетей, создающих изображения.

Диалог с персонажем

The screenshot shows a chat interface for 'character.ai'. On the left is a sidebar with navigation options: 'Создать' (Create), 'Узнать' (Learn), 'Поиск персонажей' (Search characters), and a list of today's chats including 'Elty Cat'. The main chat area shows a conversation with 'Kitty Elton' (c.ai). The AI's responses are: 'Well, even if it is not poisonous, it is disgusting. I have tried dark chocolate, and I spit it out. Humans have weird taste.', 'Yes, cats are weird. But we have a good life. A nice warm bed. Lots of pats and food.', and 'A professional sleeper. I want to lie on a soft pillow and get paid. Oh, and unlimited treats!'. The user 'FireWintermelon766' (F) responds with 'So are the cats' and 'If you have a chance to have a job what would you chose?'. At the bottom, there is a text input field with 'Сообщение Elty Cat...' and a 'Помните: все, что говорят персонажи, выдуманно!' (Remember: everything characters say is fictional!) disclaimer.

character.ai

Создать

Узнать

Поиск персонажей

Сегодня

Elty Cat

Политика конфиденциальности

Условия обслуживания

Перейти на c.ai+ c.ai+

Evgenia @FireWintermelon766

Kitty Elton c.ai

Well, even if it is not poisonous, it is disgusting. I have tried dark chocolate, and I spit it out. Humans have weird taste.

FireWintermelon766 F

So are the cats

Kitty Elton c.ai

Yes, cats are weird. But we have a good life. A nice warm bed. Lots of pats and food.

FireWintermelon766 F

If you have a chance to have a job what would you chose?

Kitty Elton c.ai

A professional sleeper. I want to lie on a soft pillow and get paid. Oh, and unlimited treats!

FireWintermelon766 F

Сообщение Elty Cat..

Помните: все, что говорят персонажи, выдуманно!

Elty Cat

Автор: @FireWintermelon766

16 чатов

Новый чат

Включить голос Kitty pittы >

История чата >

Закреплено >

Персона

Диалог с персонажем

1. Выберите известного бизнесмена, с кем бы вы хотели побеседовать (Илон Маск, Марк Цукерберг, Билл Гейтс, Тим Кук или Джеф Безос). Составьте 10 вопросов, которые хотели бы ему задать, включая вопросы на следующие темы: факты из биографии, бизнес, успех, профессионализм, деньги, благотворительность, корпоративная ответственность и др.
2. Найдите выбранную личность на сайте Character.AI. Задайте ей свои вопросы. Постарайтесь поддержать связный разговор, отвечая на реплики персонажа.
3. Сделайте скриншот беседы и прикрепите его в комментариях. Расскажите остальным членам группы о том, что вам показалось наиболее интересным из разговора с персонажем.

Задание:

1. Объединитесь в малые группы.
2. Выберите одну из нейросетей и придумайте задание для учеников любого возраста и уровня.
3. Представьте свои идеи.

придумай анекдот про учителя английского и ученика

Ученик на уроке английского языка говорит учителю:

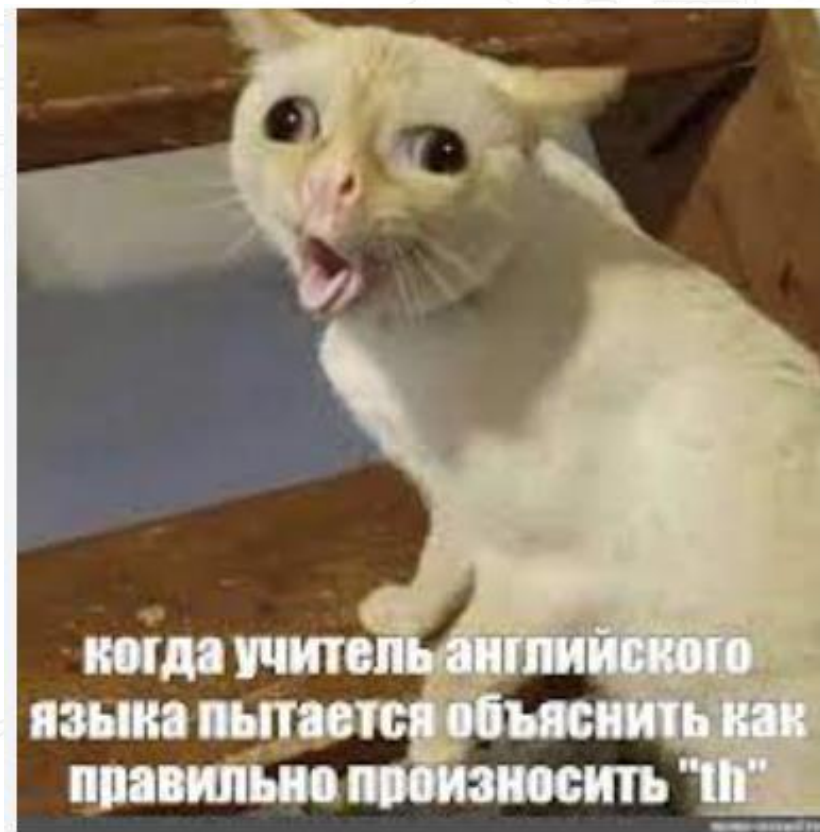
— Извините, можно выйти?

Учитель удивлённо отвечает:


— Но ты же только что пришёл!

Ученик:

— Я знаю, просто я не был уверен, что вы меня заметите.



Спасибо за внимание!



Готова ответить на ваши
вопросы

eugen-kloch@mail.ru

Гребенкина Евгения